

▶ Travel Information ◀

Here is a list of tourist information centers, tourist attractions and other helpful information sites for your travels around Kyoto.

Languages available at Tourist Information Centers

E : English

C : Chinese

K : Korean

Major Kyoto Prefecture Tourist Information Centers

Kyoto Tourist Information Center (All of Kyoto Prefecture)

Kyoto Station Building 2F, Karasuma Shiokoji-sagaru, Shimogyo-ku, Kyoto City
Tel: 075-343-0548
Open every day: 8:30-19:00 **E C K**

Kawaramachi Sanjo Tourist Information Center (Kyoto City)

Kyoto Asahi Kaikan 3F, 427 Ebisu-cho, Nakagyo-ku, Kyoto City
Tel: 075-213-1717
10:00-18:00 (Closed: Dec. 29-Jan. 3) **E**

Kameoka City Tourist Information Center / JR Kameoka Sta. (Kyoto in forests)

JR Kameoka Station 2F, 1-6 Tanisuiji, Oiwake-cho, Kameoka City / JR Kameoka Station
Tel: 0771-22-0691
9:00-17:30 (Closed: Dec. 29-Jan. 3) **E**

Kyoto Prefecture Tourist Information Center in Tokyo (All of Kyoto Prefecture)

Kyoto Station Building 2F, Karasuma Shiokoji-sagaru, Shimogyo-ku, Kyoto City
Tel: 03-5220-7055
Open every day: 10:00-19:00 **E C Other**

Amanohashidate Tourist Information Center / Tango Tourist Information Center (Kyoto by the Sea)

Inside the Amanohashidate Terminal Center, 314-2 Monju, Miyazu City
Tel: 0772-22-8030
Open every day: 9:00-18:00 **E C**

Keihan Uji Station Tourist Information Center (Kyoto Infused with Tea)

Keihan Uji Building 1F, 7-13 Uji Otsukata, Uji City
Tel: 0774-66-7001
9:00-17:00 (Jan. 2-Jan. 3: 10:00-15:00, Closed: Dec. 29-Jan. 1)

Visit our website for the locations of other tourist information centers in Kyoto Prefecture.

JNTO Visit Tourist information Center in Japan <https://tic.jnto.go.jp/>

Kyoto Prefecture Tourist Information Websites

All of Kyoto Prefecture

Official site for Kyoto Prefecture, Japan Kyoto Tourism <http://www.kyototourism.org/>

Kyoto by the Sea

Kyoto by the Sea <http://www.uminokyoto.jp/global/>

Kyotango City Sightseeing Guide <http://en.kyotango.gr.jp/>

Maizuru Sightseeing Guide <http://www.maizuru-kanko.net/en/>

Dokkoise Sightseeing Guide <https://dokkoise.com/en/>
Fukuchiyama Tourism Association

Ayabe City Sightseeing Guide <http://www.ayabe-kankou.net/english/>

Amanohashidate Travel Guide <http://www.amanohashidate.jp/lang/en/>

Ine Town Sightseeing Guide <http://www.ine-kankou.jp/english/>

Kyoto City

Kyoto City Official Travel Guide <https://kyoto.travel/en>

Kyoto in forests

Kyoto in forests <https://morinokyoto.jp/>

Kameoka City Sightseeing Guide <http://www.kameoka.info/foreign/en/>

Miyama Tourism Association <http://kyotomiyama.jp/>

Kyoto Infused with Tea

Kyoto Infused with Tea <http://ochanokyoto.jp/>

Uji City Sightseeing Guide <http://www.kyoto-uji-kankou.or.jp/index-en.html>

Kyoto Otokuni Bamboo Grove

Nagaokakyo City Sightseeing Guide <http://nagaokakyo-kankou.jp/eng/>

Tourist Information Websites

Kyoto Free Wi-Fi & Tax-Free Shop Navi <http://kyoto-wifi-taxfree.jp/?lang=en>

Kyoto Manners <http://www.kyototourism.org/en/travel-info/manners/>

Japan Rail Pass <http://www.japanrailpass.net/en/>

Discover your own

KYOTO



TRAVEL guide



Discover your own **Kyoto**

Kyoto City—where the temples, shrines, townscapes, and traditions of the ancient capital remain. Venture out a little farther, and you'll find another Kyoto entirely. To the north you will find "Kyoto by the Sea," with unimaginable views of the natural vistas of the magnificent Sea of Japan. In the center of the prefecture, you'll find "Kyoto in forests," where the rich culture of the woodlands has been passed down from generation to generation. To the south is "Kyoto Infused with Tea," where expansive tea plantations have fostered the Japanese tea culture. Last but not least is "Kyoto Otokuni Bamboo Grove," which was the capital of Japan before it was moved to Heian (modern day Kyoto City), and is still home to ancient burial mounds and bamboo forests. Kyoto, a beautiful place shaped by nature, is out there waiting for you!



Directions to Kyoto Station

By Train

Tokyo Station > About 2 hr 20 min by Shinkansen Nagoya Station > About 35 min by Shinkansen Kanazawa Station > About 2 hr 10 min by JR Limited Express	Kyoto Station	Osaka Station > About 30 min by JR train Hiroshima Station > About 1 hr 40 min by Shinkansen Hakata Station > About 2 hr 50 min by Shinkansen	Kyoto Station
--	---------------	---	---------------

By Airplane

Hokkaido/New Chitose Airport (CTS) > About 2 hr Tokyo Int'l Airport (Haneda/HND) > About 1 hr Fukuoka Airport (FUK) > About 1 hr	Osaka Int'l Airport (Itami/ITM) > About 50 min by highway bus	Kyoto Station
From nearby airports Kansai Int'l Airport (KIX) > About 1 hr 15 min by JR Limited Express Kobe Airport (UKB) > About 1 hr 10 min by train Osaka Int'l Airport (Itami/ITM) > About 50 min by highway bus	Kyoto Station	Kyoto Station



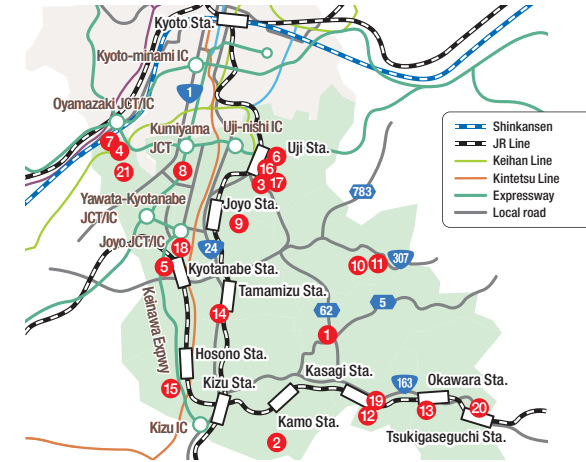
A Journey to Experience the History and Culture of Japanese Tea

Kyoto Infused with Tea



More info > <http://ochanokyoto.jp/>

Kyoto's tea-producing region, the birthplace of Japanese tea, spreads south of Kyoto City and produces high-quality matcha green tea, *gyokuro* (the finest grade of green tea), and many other varieties. Enjoy a journey through Japanese history and tea culture by visiting sites such as the birthplace of Nagatani Soen, where you can learn the history of Japanese tea, and Byodoin Temple, a World Heritage Site, and try matcha green tea sweets and hands-on experiences of Japanese tea culture.



Ishitera Tea Fields, Wazuka Town

Suggested Itinerary

1 night / 2 days:
Immerse yourself
in the world of tea

Dive into the history of Japanese tea, shrines and Buddhist temples south of Kyoto City



Train + bus
(1 hr 20 min)

Bus (40 min)

Train + bus
(1 hr)

Train + cable car
(50 min)

Train + bus + cable car
(1 hr)

Depart

Kyoto Sta. →
JR Kamo Sta.
(1 hr via JR Rapid Service)

JR Kamo Sta. →
Wazukayama-no-ie
(15 min via Nara Kotsu Bus)

Walk (5 min)

* Travel time is the shortest estimated time. All fares are adult rates.

Gourmet Tenku Café(Sky Café) 1

A reservation-only tearoom café on the top of a mountain in Wazuka Sports Park. Enjoy a cup of tea while taking in unobstructed views of the beautiful tea plantations and townscape.

- Shirasu Shishigaguchi, Wazuka Town, Soraku District
- 10:00-17:00 ■ On-site reservations required
- Closed: New Year holidays
- Admission fee: 500 JPY (+ price of tea)
- Take the Nara Kotsu Bus from JR Kamo Sta. to Wazukayama-no-ie. Walk 5 min.
- <https://www.facebook.com/wazukacha.cafe>

Must-See Sights Joruri-ji Temple 2

The main temple building and three-story pagoda, nine seated statues of Amitabha Tathagata Buddha, and Four Heavenly Kings statues are all designated as National Treasures. It is also a famous place to view autumn leaves.

- 40 Nishio Futaba, Kamo-cho, Kizugawa City
- 9:00-17:00 (Dec-Feb: 10:00-16:00)
- Open every day
- Admission fee: 400 JPY
- Take the Kizugawa City Community Bus from JR Kamo Sta. to Joruri-mae. Walk 3 min.
- <http://ochanokyoto.jp/spot/detail.php?sid=243>

Must-See Sights Byodoin Temple 3

This World Heritage Site was converted from a villa into a temple by Fujiwara no Yorimichi in 1052. The Phoenix Hall is pictured on the 10-yen coin.

- 116 Ujiyenge, Uji City
- 8:30-17:30 (Last admission: 17:15)
- Open every day
- Admission fee: 600 JPY
- 10 min walk from JR Uji Sta. or Keihan Uji Sta.
- <http://www.byodoin.or.jp/>

Must-See Sights Iwashimizu- Hachimangu Shrine 4

One of the three major Hachiman shrines in Japan. The 10 buildings enshrined atop Mt. Otokoyama are National Treasures.

- 30 Yawata Takaba, Yawata City
- 5:30-18:30 (Oct: 6:00-18:00, Nov-Mar: 6:30-18:30 (except Dec. 31 and Jan. 19))
- Open every day ■ Free admission
- Take the Otokoyama Cable Car from Keihan Yawatashi Sta. to Otokoyama-sanjo Sta. Walk 5 min.
- <https://www.facebook.com/iwashimizu.or.jp>

Must-See Sights Shuon-an Ikkyu-ji Temple 5

This temple is linked to Ikkyu, a Zen Buddhist monk of the Muromachi Period (1336-1573) who also happens to be the figure that the Japanese anime "Ikkyu-san" is based on. The temple garden is filled with beautiful blooming flowers that are a sight to behold.

- 102 Takigisatonouchi, Kyotanabe City
- 9:00-17:00
- Open every day
- Admission fee: 500 JPY
- 15 min walk from JR Kyotanabe Sta.
- <http://www.ikkyu.org/>

Stay Uji City / Seika Town

Recommended Sightseeing Spots

Must-See Sights **Mimuroto-ji Temple** MAP 6

A temple constructed in 770. The garden features many kinds of flowers, with azaleas and rhododendrons in full bloom in May, followed by hydrangeas in June and lotuses in July.

20 min by bus/on foot from Byodoin Temple (MAP 3)

- 21 Todo Shigatani, Uji City
- 8:30-16:30 (Nov-Mar: Closes at 16:00) (Reception closes 30 min before closing)
- Admission fee: 500 JPY (800 JPY during hydrangea season)
- Closed: Dec. 29-Dec. 31
- 15 min walk from Keihan Mimurodo Sta.
- <https://www.facebook.com/mimuroto>

Nature **Sewaritei Cherry Blossoms** MAP 7

A 1.4-km embankment between the Uji and Kizugawa Rivers. In spring, roughly 250 cherry trees bloom to form an impressive cherry blossom tunnel.

20 min by cable car/on foot from Iwashimizu-Hachimangu Shrine (MAP 4)

- Yawatazaioji, Yawata City
- 9:00-17:00
- In full bloom around early April
- Free admission
- 10 min walk from Keihan Yawatashi Sta.
- <http://ochanokyoto.jp/spot/detail.php?sid=4>

Must-See Sights **Nagarebashi Floating Bridge** MAP 8

The 356.5 m wooden bridge that straddles the Kizugawa River is a famed filming location for historical dramas. The bridge is designed to float downstream when the river rises.

30 min by cable car/bus/on foot from Iwashimizu-Hachimangu Shrine (MAP 4)

- Nagarebashi (Kozuya-bashi Bridge) in Kozuyayamiae Kawabata, Yawata City
- Free admission
- Take the Keihan Bus from Keihan Yawatashi Sta. to Kozuya-Nagarebashi. Walk 5 min.
- <http://ochanokyoto.jp/spot/detail.php?sid=6>

Sightseeing **Twinkle Joyo Light Pageant** MAP 9

Joyo City's winter wonderland is decorated with the illumination of 700,000 lights and a stunning 8 m illuminated tree. The event is held every year in December at Konosuyama Sports Park.

50 min by bus/on foot from Byodoin Temple (MAP 3)

- Terada Okawara, Joyo City (Konosuyama Sports Park)
- Scheduled for Dec. 1-Dec. 25, 17:30-21:30 (Starts at 17:15 on Dec. 1)
- Open every day for the duration of the event
- Free admission
- Special bus service (tentative) every day from JR Joyo Sta. or Kintetsu Terada Sta. during the event period.

Must-See Sights **Birthplace of Nagatani Soen** MAP 10

The restored birthplace of Nagatani Soen, an Edo Period (during the 18th century) tea farmer who developed green tea manufacturing methods still in use today. Drying equipment and other tools used for tea processing still remain in the house.

30 min by car from Byodoin Temple (MAP 3)

- Yuyadani Sorabiro, Ujitawara Town, Tsuzuki District
- Open to the public on Sat., Sun., and public holidays (9:00-17:00)
- Irregular holidays
- Free admission
- Take the Kyoto Keihan Kotsu Bus from JR Uji Sta. to Kougyodanchi-guchi. Walk 35 min.
- <http://ochanokyoto.jp/spot/detail.php?sid=299>



Must-See Sights **Shoju-in Temple** MAP 11

This temple is believed to have been built around 800 years ago. The reception hall of the temple features a beautiful heart-shaped window and decorative ceiling paintings.

35 min by car from Byodoin Temple (MAP 3)

- 149 Okuyamada Kawakami, Ujitawara Town, Tsuzuki District
- 8:30-16:30 (Nov-Mar: Closes at 16:00)
- Irregular holidays
- Admission fee: 400 JPY
- Take the Kyoto Keihan Kotsu Bus from JR/Keihan Uji Sta. to Ichu-mae. Transfer to the Community Bus to Okuyamada. Walk 10 min.
- <http://ochanokyoto.jp/spot/detail.php?sid=254>

Must-See Sights **Kasagi-dera Temple** MAP 12

A temple constructed in 682. An image of the Maitreya Buddha, a sacred object of Buddhist beliefs, is carved into a 15 m rock wall. It is also believed to be a place flowing with sacred, spiritual energy.

20 min by car from Tenku Café (MAP 1)

- 29 Kasagi Kasagiyaama, Kasagi Town, Soraku District
- Summer: 8:30-17:00, Winter: 9:00-16:00
- Open every day
- Admission fee: 300 JPY
- 45 min walk from JR Kasagi Sta.
- <https://www.facebook.com/kasagidera>

Must-See Sights **Koishidani-jinja Shrine** MAP 13

A shrine near the Kizugawa River, built by the 96th Emperor of Japan to enshrine his beloved Princess Koishidani. People visit the shrine to pray for safe childbirth and the reciprocation of their love.

40 min by train/on foot from Joruri-ji Temple (MAP 2)

- Minami Okawara Yuyanawate, Minamiyamashiro Village, Soraku District
- Open every day
- Free admission
- 5 min walk from JR Okawara Sta.
- <http://ochanokyoto.jp/spot/detail.php?sid=164>

Nature **Tamagawa River Cherry Blossoms** MAP 14

The 500 cherry trees that line both banks of the Tamagawa River are in full bloom in early April. During this time, you can enjoy the Ide Town Cherry Blossom Festival and evening illuminations.

20 min by car from Shuon-an Ikkyu-ji Temple (MAP 5)

- Ide, Ide Town, Tsuzuki District
- Free admission
- 3 min walk from JR Tamamizu Sta.
- <http://ochanokyoto.jp/spot/detail.php?sid=36>

Nature **Keihanna Commemorative Park** MAP 15

A park carved into nature, where you can walk around the woodland landscapes of Minamiyamashiro and the Japanese garden featuring a rock cluster composed of 500 giant stones.

40 min by train/bus from Joruri-ji Temple (MAP 2)

- 6-1 Seikadai, Seika Town, Soraku District
- 9:00-17:00 (Last entry 16:30)
- Closed: New Year holidays
- Admission fee: 200 JPY
- Take the Nara Kotsu Bus from JR Hosono Sta. to Keihanna-Kinen-Koen. Walk 1 min.
- <https://keihanna-park.net/en/>



Recommended Hands-on Experience Spots

Hands-on Experiences **Tea-making Workshop** **MAP** **Uji Tea Dojo/Takumi-no-Yakata** **16**

Learn about three delicious types of tea — *gyokuro*, *sencha* and *matcha* — and how to make and enjoy them.

10 min on foot from Byodoin Temple (MAP 3)

- 17-1 Uji Mataburi, Uji City ■ 11:00-17:00 (Last order: 16:30) ■ Closed: Wed.
- 5 min walk from Keihan Uji Sta. ■ Tea: 500 JPY (Tea and sweets: 650 JPY)
- <http://ochanokiyoto.jp/spot/detail.php?sid=163>

Tea-making Workshop (Gyokuro, Sencha, Matcha)

- 2 times/day: 11:00-12:30 and 13:30-15:00
- Reservations required ■ 1,500 JPY (Cash only)
- If you need an interpreter, you can reserve one in advance

Hands-on Experiences **Asahi-yaki One-Day Pottery Class** **MAP** **Asahi-yaki Pottery Studio** **17**

Asahi-yaki pottery dates back over 400 years and has a deep connection to Uji tea culture. During the one-day pottery class, you can create an *asahi-yaki* tea bowl.

10 min on foot from Byodoin Temple (MAP 3)

- 11 Uji Yamada, Uji City
- 2 times/day: 10:30 and 14:00 (Start times are negotiable)
- Closed: Mon. ■ 10 min walk from Keihan Uji Sta.
- Products take roughly 2 months to complete. Finished products will be mailed via EMS
- Visa, Mastercard, AMEX and other credit cards accepted ■ English text is available
- <http://www.asahiyaki.com/sakuto/english/>

One-Day Pottery Class

- Slab building: Requires 1 hr 30 min, 1 piece from 3,780 JPY
- Pottery wheel: Requires 1 hr 30 min, 1 piece from 4,320 JPY
- Drawing: Requires 30 min, from 3,240 JPY

Hands-on Experiences **Green Tea Plantation Factory Tour** **MAP** **Tour of Magouemon** **18**

Tour tea fields where *tencha* is picked by hand, and the factory to learn how *tencha* is processed to become *matcha* green tea. After the tour, enjoy tasting the rarest, highest grade green tea and seasonal sweets, while learning about the history of tea and how to brew it at home.

40 min by train/on foot from Shuon-an Ikkyu-ji Temple (MAP 5)

- 20-1 Mizushi Minamigaito, Joyo City ■ 10 min walk from Kintetsu Tonosho Sta.
- Tea-picking experiences are offered around May of each year
- <http://www.magouemon.com/en/>

Tour of Magouemon (Green tea plantation tour, green tea factory tour, highest grade green tea tasting)


- Starting at 9:30 (Start times are flexible). Tours take around 2 hr 30 min.
- Reservations required at least one week in advance
- 6,480 JPY (Visa, Mastercard and JCB accepted)
- If you need an interpreter, you can reserve one in advance (Extra fee of 4,320 JPY)
- <http://www.magouemon.com/tour/>

Hands-on Experiences **Bouldering Kasagi Town** **MAP** **19**

Kasagi Town has featured areas for bouldering since the 1980s. There are more than 100 routes of varying levels—something for everyone to enjoy, from beginners to experts.

20 min by car from Tenku Café (MAP 1)

- Kasagi Town, Soraku District ■ Free admission ■ 10 min walk from JR Kasagi Sta.
- Please bring your own equipment.
- <http://ochanokiyoto.jp/spot/detail.php?sid=495>



Gourmet & Souvenirs



Plum Wine

Sweets



Ikkyu- brand Sweets

Gourmet **Tea Sweets & Japanese Plum Wine**

Enjoy colorful sweets made from local ingredients from Seika Town, Ikkyu brand sweets proudly offered by Kyotanabe City, and more. Japanese plum wine made in Joyo City — a prominent Japanese plum producing area — makes the perfect souvenir.



Souvenirs **Uji Tea**

Uji City is the greatest tea producing area in Kyoto. It is the only area in Japan that produces the three main types of Japanese tea: *matcha*, *sencha* and *gyokuro*. You are certain to find the finest teas of all Japan in Uji City.



Facilities **Ocha-no-Kyoto Rest Area** **MAP** **Minamiyamashiro mura** **20**

A rest area where you can experience the best food grown in Minamiyamashiro Village. There are plenty of fresh vegetables and tea, the village's specialty product, as well as local dishes and tea sweets.

30 min by car from Tenku Café (MAP 1)

- 102 Kitaokawara Tonda, Minamiyamashiro Village, Soraku District
- 9:00-18:00 (Varies by facility) ■ Closed: 3rd Fri. of each month
- Visa and Mastercard accepted
- 10 min walk from JR Tsukigaseguchi Sta.
- <https://www.facebook.com/michinoeki.minamiyamashiro/>




Gourmet **Shokado Bento** **MAP** **(Boxed Lunches)** **21**

Kitcho Shokado

A *bento* (boxed lunch) with a mix of seasonal flavors, served on a compartmentalized tray that resembles the one used by Shokado Shojō, A monk from Iwashimizu-Hachimangu Shrine.

20 min by cable car/bus from Iwashimizu-Hachimangu Shrine (MAP 4)

- 43-1 Yawata Ominaeishi, Yawata City
- 11:00-14:00 (Last order), 17:00-19:00 (Last order) (Thu.: 11:00-15:30 (Last order))
- Closed: Mon. (Open on public holidays. Closed on weekdays after public holidays), New Year holidays
- Visa, Mastercard and JCB accepted
- Take the Keihan Bus from Keihan Yawatashi Sta. to Oshiba Shokadou-mae. Walk 1 min.
- http://kyoto-kitcho.com/shoplist_en/shokado/



The Sound of the Waves and the Smell of the Sea

Kyoto by the Sea

Ine Funaya Boathouses, Ine Town

More info > <http://www.uminokyoto.jp/>




The sky and sea extend endlessly in northern Kyoto Prefecture, which faces the Sea of Japan. Encounter magnificent scenery, from Amanohashidate, one of the top three scenic spots in Japan, to the town of Ine, where people live on the sea in one-of-a-kind *funaya* (homes on the water with space for boats on the bottom floors), and more.



Suggested Itinerary

1 night / 2 days:
Feel the salty sea breeze

Experience the distinct culture and presence of the magnificent sea



Train + bus (3 hr)

Bus (1 hr)

Bus (1 hr 10 min)

Train + bus (2 hr 30 min)

Depart Kyoto Sta. → Tantetsu Line (Kyoto Tango Railway) Amanohashidate Sta. (2 hr via JR Limited Express) Amanohashidate Sta. → Inewan-Meguri/Hide (1 hr by Tango Kairiku Kotsu Bus)	Must-See Sights Ine Bay Pleasure Cruises MAP 1 230 distinctive Funaya (boat houses) stand in a row around Ine bay. For picturesque scenery, a boat tour is recommended. <ul style="list-style-type: none"> ■ 11 Aza Hide, Ine Town, Yosa-gun ■ The 25 min boat tour departs between 9:00-16:00, every 30 min ■ Open every day (Closed during rough weather) ■ Fare: 680 JPY ■ Take bus from Tantetsu Amanohashidate Sta. to Inewan-Meguri/Hide. ■ http://www.ine-kankou.jp/english 	Stay Amanohashidate Must-See Sights Amanohashidate / Kasamatsu Park MAP 2 The unusual terrain of this park features 8,000 pine trees growing on a sandy beach. The name "Amanohashidate" describes the way the sandbar looks like a bridge crossing over to the heavens. From Kasamatsu Park, enjoy the view of what looks like a dragon rising into the sky. <ul style="list-style-type: none"> ■ 75 Ogaki, Miyazu City (Kasamatsu Park) ■ 8:00-16:30 (Later closing during some seasons) ■ Open every day ■ Take the cable car from Ichinomiya Sanbashi Pier of the Amanohashidate Sightseeing Boat to Kasamatsu Sta. Walk 1 min. 	Hands-on-Experience Handweaving Experience Yosano Town Sightseeing Association Try your hand at making textiles with a tabletop handweaving loom. You can make small accessories with your choice of colored thread. <ul style="list-style-type: none"> ■ 1060 Kaya, Yosano Town, Yosa-gun ■ 10:00-16:00 (Hands-on experiences take 30 min to 1 hr) ■ Closed: New Year holidays ■ Hands-on Experience Fees: Coaster: 900 JPY, Braided Bead Bracelet: 600 JPY (Cash only) ■ Reservations required for groups of 8 or more ■ Interpretation is not available ■ Take the Tango Kairiku Kotsu Bus from Tantetsu Yosano Sta. to Chirimen-Kaido. Walk 1 min. ■ http://yosano-kankou.net/ 	Facilities Maizuru Brick Park MAP 3 This cluster of red brick warehouses was constructed around 1901. There is a café inside the facilities where you can enjoy local specialties like curry and <i>nikujaga</i> (meat and potato stew). <ul style="list-style-type: none"> ■ 1039-2 Kitasui, Maizuru City ■ 9:00-17:00 ■ Closed: New Year holidays ■ Free admission ■ Admission fees: World Brick Museum only: 300 JPY; Museum + Maizuru Repatriation Memorial Museum: 400 JPY (Cash only). Tickets are sold at the World Brick Museum. ■ Take the Kyoto Kotsu Bus from JR Higashi-Maizuru Sta. to Shiyakushomae. Walk 1 min. ■ https://www.facebook.com/MaizuruAkapa/
---	---	--	---	---

*Travel time is the shortest estimated time. All fares are adult rates.

Recommended Sightseeing Spots

Nature **Tateiwa Rock** (San'in Kaigan Geopark) **MAP 5**

A gargantuan rock with views that are truly magnificent. Legend has it that an ogre is trapped inside this rock.

50 min by car from Ine Bay Pleasure Cruises ferry boarding place (MAP 1)

- Taiza, Tango-cho, Kyotango City
- Free admission
- Take the Tango Kairiku Kotsu Bus from Tantetsu Mineyama Sta. to Tango-Chosha-mae. Walk 5 min.



Must-See Sights **Former Bito Family Residence** **MAP 9**

A modern retro Western-style house on the Chirimen Kaido, a route that connects the *chirimen* (silk crêpe) industry. Exhibits inside the warehouse and rooms show nostalgic traces of the past.

3 min on foot from Handweaving Experience (MAP 3)

- 1085 Kaya, Yosano Town, Yosa-gun
- 9:00-17:00
- Closed: Mon. (Unless public holiday, then next day is a holiday), New Year holidays
- Admission fee: 200 JPY (Cash only)
- Take the Tango Kairiku Kotsu Bus from Tantetsu Yosano Sta. to Chirimen-Kaido. Walk 1 min.

Nature **Yuhigaura Bay** (San'in Kaigan Geopark) **MAP 6**

A spot from where you can best appreciate the view of the Sea of Japan. Don't miss the setting sun or the view of the surface of the sea changing from dark crimson to blue.

50 min by car from Amanohashidate (MAP 2)

- Hamazume, Amino-cho, Kyotango City
- Free admission
- Take the Tango Kairiku Kotsu Bus from Tantetsu Yuhigaura-Kitsu-Onsen Sta. to Hamazume. Walk 3 min.



Must-See Sights **Kongo-in Temple** **MAP 10**

A famous spot for viewing a three-tiered pagoda (a Japanese Important Cultural Property) against gorgeous seasonal scenery: lush green leaves in the spring, stunning autumn colors, and beautiful layers of snow in the winter.

35 min by bus/on foot from Maizuru Brick Park (MAP 4)

- 595 Kahara, Maizuru City ■ 9:00-16:00 ■ Open every day
- Entrance fee: 300 JPY, Treasure House: 500 JPY (Reservations required)
- 25 min walk from JR Matsunoodera Sta.

Must-See Sights **Ayabe Gunze Square** **MAP 7**

The grounds include a museum of Gunze, a textile manufacturer founded in Ayabe, as well as the Tokusankan, where you can purchase specialty products. Another highlight is the rose garden, which boasts 1,200 roses.

40 min by car from Maizuru Brick Park (MAP 4)

- 1-2 Kamenashi, Aono-cho, Ayabe City
- 9:00-17:00 (The museum is open from 10:00-16:00)
- Closed: Tue. (Unless public holiday, then next day is a holiday)
- Free admission ■ 10 min walk from JR Ayabe Sta.
- <http://www.ayabe-gunze-square.com/english/>



Must-See Sights **Yoshihara District** **MAP 11**

This colorful district sits on the shores of Maizuru Bay. The distinct fishing village scenery is a popular spot for pictures.

40 min by bus/on foot from Maizuru Brick Park (MAP 4)

- Nishiyoshihara, Maizuru City ■ Free admission
- 25 min walk from JR Nishi-Maizuru Sta.

Must-See Sights **Nariai-ji Temple** **MAP 8**

This temple enshrines Kannon—the Buddhist goddess of mercy—in the form of a statue of a beautiful woman, so it is said that a visit to this temple can beautify the body and mind. It is also a very popular spot to view autumn leaves.

10 min by bus from Amanohashidate (MAP 2)

- 339 Nariaiji, Miyazu City
- 8:00-16:30 ■ Open every day
- Admission fee: 500 JPY (Cash only)
- 20 min by car from Tantetsu Amanohashidate Sta.



Must-See Sights **Fukuchiyama-jo Castle** **MAP 12**

The warlord Akechi Mitsuhide constructed the castle during the Warring States Period (end of the 15th century to end of the 16th century). Currently, the castle serves as a local history museum that features artifacts from the castle and surrounding areas. From the castle tower, you can see unobstructed views of the Fukuchiyama townscape.

40 min by car from Handweaving Experience (MAP 3)

- 5 Naiki, Fukuchiyama City
- 9:00-17:00 (Last entry 16:30)
- Closed: Tue. (Unless public holiday, then next day is a holiday), New Year holidays
- Admission fee: 320 JPY (Cash only)
- Take the West JR Bus from JR Fukuchiyama Sta. to Fukuchiyama-jo-Koen-mae. Walk 1 min.
- https://dokkoise.com/en/temple_shrine/index.html



Recommended Hands-on Experience Spots

Hands-on Experiences **Sake Brewery Tours/ Various Areas in the Kyoto by the Sea Region**

Each area in the Kyoto by the Sea region is home to several sake breweries that use only the purest water and highest-quality rice to brew their sake. At these breweries, you can learn how sake is made, and taste it too!

- Various areas in the Kyoto by the Sea region
- Opening hours, holidays, etc. vary by facility

Hands-on Experiences **Kyoto Tango Railway Sightseeing Train**

The Kyoto Tango Railway—known locally as “Tantetsu”—takes you to famous places around the Kyoto by the Sea region. The Aomatsu, Akamatsu and Kuromatsu sightseeing trains feature interiors decorated with different tree themes, and are popular not only with railway fans but also with tourists who visit this area. The train passes slowly over bridges between Tango-Yura and Tango-Kanzaki Stations to give passengers expansive views of the Sea of Japan stretching out beneath them. In the Kuromatsu Train, you can request a multi-course lunch to enjoy the local cuisine during the ride.

Sightseeing Train

- Kuromatsu Train: Dining car, reservations required (Reserved seating). Operates on Fri., Sat., Sun., and public holidays
- Akamatsu Train: Reservations required (Unassigned seating). No trains on Tue./Wed.
- Aomatsu Train: No reservations required (Unassigned seating). Operates daily
- Routes vary by train
- <http://willerexpress.com/en/kuromatsu/>

Hands-on Experiences **Activities/Kyoto by the Sea Region**

A wide array of activities awaits you in this region. You can swim in the ocean, try pole or net fishing, sea kayaking and other marine activities. You can also enjoy trekking and mountain climbing, and get an adrenaline rush riding on a snowmobile through the snow fields in winter. In addition, you can try an abundance of traditional cultural hands-on activities, from meditating in temples and bamboo groves to working with *washi* (Japanese paper) and *chirimen* (silk crêpe).

- <http://www.uminkyoto.jp.e.adn.hp.transer.com/experience/>



Gourmet & Souvenirs

Gourmet **Matsuba-gani Snow Crab (Taiza-gani Crab, Maizuru-kani Crab)**

Kyoto by the Sea has all the flavors of winter. The fishing season starts on November 6, and with it the season for sashimi and hot-pot.



Gourmet **Fruits**

The Kiotango region produces more fruit than any other in Kyoto. Its specialties are melons, pears and grapes, with other seasonal fruits to be enjoyed throughout the year. Fruit picking is also highly recommended.



Souvenirs **Chirimen (Silk Crêpe) Accessories**

A variety of lovely accessories made of *Tango chirimen* fabric. These accessories make great authentic Japanese souvenirs. You can also try your hand at making your own small accessories.



Facilities **Funaya Biyori** MAP 13

A sightseeing and exchange facility where you can enjoy a meal while viewing the beautiful Ine bay. You can have lunch prepared with locally sourced ingredients as well as fresh and delicious seafood.

15 minutes only by bus and walk from Ine Bay Pleasure Cruises ferry boarding place (MAP 1)

- 593-1 Aza Hirata, Ine Town, Yosa-gun
- Ine Café: 11:00-17:00
(Open at 10:00 on Sat, Sun, public holidays; Last order: 15 min before closing),
Sushi restaurant Watatsumi: 11:30-15:00, 17:30-21:00
(Last order: 30 min before closing)
- Closed: Wed., irregular holidays
- Visa, Mastercard, JCB, AMEX and other credit cards accepted
- Take bus from Tantetsu Amanohashidate Sta. to Ine. Walk 8 min.
- <http://www.facebook.com/funayabiyori/>



Facilities **Maizuru Port Tore Tore Center** MAP 14

A roadside rest area with a large seafood market. Choose from a lineup of farm-fresh seafood, and have your purchases grilled or made into sashimi on the spot.

40 min by bus/on foot from Maizuru Brick Park (MAP 4)

- 905 Shimofukui, Maizuru City
- 9:00-18:00 ■ Closed: Wed. (Unless public holiday)
- Visa, Mastercard and JCB accepted (Some stores may not accept credit cards)
- Take the Kyoto Kotsu Bus from JR Nishi-Maizuru Sta. to Maizuruko-Toretore-Center-mae. Walk 1 min.
- <http://toretore.org/en/>



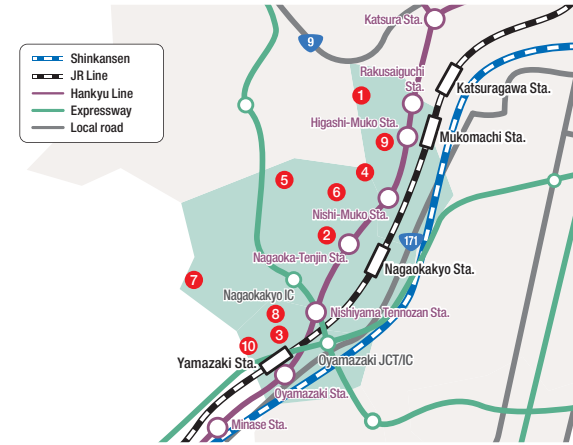
More info > <http://otokuni-kyoto.sakura.ne.jp/>



A Region Full of Ancient and Modern History

Kyoto Otokuni Bamboo Grove

Take-no-Michi (Bamboo Path), Muko City



Suggested Itinerary

1 day:
Experience history and feel the embrace of nature

A journey to experience history and feel refreshed in the bamboo groves



Train + bus (35 min)

Train + bus (35 min)

Train (30 min)

Depart MAP 1 Nature **Take-no-Michi (Bamboo Path)** MAP 2 Must-See Sights **Nagaoka-Tenmangu Shrine** MAP 3 Facilities **Asahi Beer Oyamazaki Villa Museum of Art**

Kyoto Sta. → **JR Mukomachi Sta.** (10 min via JR)
JR Mukomachi Sta. → Higashiyama (20 min via Hankyu Bus)
Walk (5 min)

This 1.8-km bamboo forest path is lined with lush green thickets and trim bamboo hedges. The sound of bamboo grass in the wind and the sunlight streaming through the grove makes this a popular place for a soothing stroll.

1

- From Shibayama, Terado-cho to Nagano, Mozume-cho in Muko City
- Free admission
- Take the Hankyu Bus from JR Mukomachi Sta. to Higashiyama. Walk 5 min.

A Shinto shrine where Sugawara no Michizane, the god of learning, is enshrined. In addition to traditional festivals, you can admire plum blossoms, Kirishima azaleas and other seasonal flowers that Michizane adored. During the autumn, the leaves are illuminated at night for visitors to enjoy.

2

- 2-15-13 Tenjin, Nagaokakyo City
- 9:00-18:00 (Oct-Mar: Closes at 17:00)
- Open every day
- Free admission
- 20 min walk from JR Nagaokakyo Sta.

Sights near Nagaoka-Tenmangu Shrine

- Komyo-ji TempleP18 **MAP 5**
- Otokuni-dera TempleP18 **MAP 6**
- Yanagidani Kannon Yokoku-ji TempleP18 **MAP 7**

Yanagidani Kannon Yokoku-ji Temple

This is a British-style mountain villa that was built between 1912 and 1932. It houses an art museum and boasts a garden full of colorful flowers to be enjoyed in any season.

3

- 5-3 Zenihara, Oyamazaki Town, Otokuni District
- 10:00-17:00 (Last admission: 16:30)
- Closed: Mon. (Unless public holiday, then next day is a holiday), New Year holidays and additional holidays
- Admission fee: 900 JPY (Visa, Mastercard and other credit cards accepted in the shop)
- 10 min walk from Hankyu Oyamazaki Sta. or JR Yamazaki Sta.
- <http://www.asahibeer-oyamazaki.com/english/>

*Travel time is the shortest estimated time. All fares are adult rates.



Recommended Sightseeing Spots

Must-See Sights Muko-jinja Shrine MAP 4

Founded in 718, this shrine is a designated Important Cultural Property. The stone-paved path that leads to a massive *torii* (archway) of the shrine is a great spot for cherry blossoms in the spring, and autumn leaves in the fall.

10 min by car from Take-no-Michi (MAP 1)

- 65 Kitayama, Muko-cho, Muko City
- Open every day ■ Free admission
- 10 min walk from Hankyu Nishi-Muko Sta.



Must-See Sights Komyo-ji Temple MAP 5

A temple constructed in 1198. Every year from November to December, this well-known spot for viewing autumn leaves is bustling with tourists.

20 min by bus/on foot from Nagaoka-Tenmangu Shrine (MAP 2)

- 26-1 Aosajionai, Nagaokakyo City
- Free admission (500 JPY for high school student and older during the autumn leaves season)
- Open every day
- Free admission (500 JPY for high school student and older during the autumn leaves season)
- Take the Hankyu Bus from JR Nagaokakyo Sta. to Asahigaoka-Home-mae. Walk 1 min.



Must-See Sights Otokuni-dera Temple MAP 6

Believed to be the oldest temple in this region. Toward the end of April, around 2,000 tree peonies bloom into large, round flowers.

15 min by bus/on foot from Nagaoka-Tenmangu Shrine (MAP 2)

- 3-14-7 Imazato, Nagaokakyo City
- 8:00-17:00 ■ Open every day
- Admission fee: 500 JPY high school and up
- 20 min walk from Hankyu Nagaoka-Tenjin Sta.



Must-See Sights Yanagidani Kannon Yokoku-ji Temple MAP 7

This temple was founded on a hilltop in 806, and is believed to be a temple that can heal ailments of the eye. The beautiful garden within the grounds is a well-known spot for enjoying hydrangeas and autumn leaves.

15 min by car from Nagaoka-Tenmangu Shrine (MAP 2)

- 2 Jododani Donotani, Nagaokakyo City
- 9:00-17:00 (Last admission 16:50) ■ Open every day
- Free admission (200 JPY per person for groups of 10 or more)
- Take the Hankyu Bus from JR Nagaokakyo Station to Okukaijinji. Walk 40 min.
- <https://www.facebook.com/yanagidani/>

Nature Mount Tennozan MAP 8

A lush 270.4 m tall mountain with stunning vistas and hiking courses, a crowd favorite amongst Kansai hikers.

1 min walk from Asahi Beer Oyamazaki Villa Museum of Art (MAP 3) to the starting point of the trail

- Oyamazaki Furushiro, Oyamazaki Town, Otokuni District
- Free admission ■ 60 min walk to summit from JR Yamazaki Sta



Gourmet & Souvenirs



Gourmet Creative Bamboo Shoot Cuisine

Taste bamboo shoots creatively incorporated into stewed and grilled dishes, sashimi, tempura, and other dishes unique to this region.



Gourmet Bamboo Shoots

Bamboo shoots are a local specialty product with a distinctly soft texture, that come into season in late March.

Nearby recommendations



Gourmet/Souvenirs Japanese Whisky

Suntory Yamazaki Distillery MAP 10

Enjoy tours and tastings and buy exclusive souvenirs at Yamazaki Distillery, where Japan's first authentic whisky was created.

20 min on foot from Asahi Beer Oyamazaki Villa Museum of Art (MAP 3)

- 5-2-1 Yamazaki, Shimamoto Town, Mishima District, Osaka
- 10:00-16:45
- Yamazaki Whisky Museum viewing: Free (Reservations required)
- Yamazaki Distillery Tour: 1,000 JPY (Reservations required/80-minute tours)
- Tours are in Japanese. English/Chinese/French audio guides available (Limited availability)
- Closed: New Year holidays (Factory is closed on certain days)
- 10 min walk from JR Yamazaki Sta.
- <http://www.suntory.com/factory/yamazaki/>



Gourmet Spicy Cuisine

Muko City "Gekikara" Spicy Shopping District MAP 9

Enjoy various spicy dishes from ramen to curry and bread—even spicy drinks!

- Various places within Muko City
- Business hours and regular holidays vary by store
- 1 min walk from JR Mukomachi Sta. or Hankyu Higashi-Muko Sta.
- <https://ja-jp.facebook.com/kyotogekikara/>



Souvenirs Bamboo Shoot Macarons

Macarons with a bamboo shoot motif—a local treat of Nagaokakyo City. Enjoy different designs and flavors from each shop.



Souvenirs Bamboo Products

Various products made from bamboo range from practical sundries to traditional folk crafts.

The Riches of the Forest Arouse Each of the Five Senses

Kyoto in forests

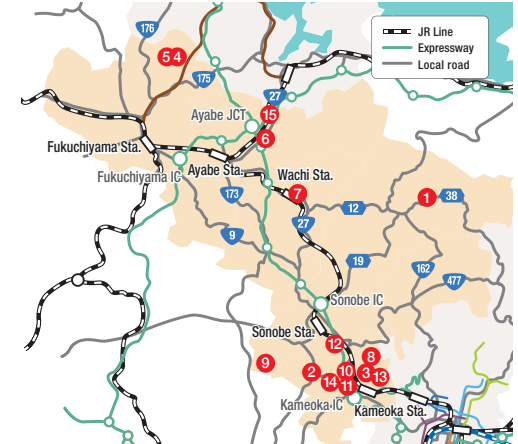


More info > <https://morinokyoto.jp/>

The vast mountains and forests that spread across central Kyoto Prefecture shower people with blessings as they interact with the nature there. This region's abundance of nature is a great place to stimulate each of your senses through fresh, locally grown Kyoto vegetables, flowers that vividly color the villages in the foothills, mountain and river scenery, and more.



Miyama's thatched village(Kayabuki no Sato), Miyama



Suggested Itinerary

1 night/2 days:
Become one with nature
and witness fine
craftsmanship

Experience the richness,
refreshment and power of the
forests



Train+ bus
(1 hr 35 min)

Car + train + bus
(2 hr)

Bus (10 min)

Bus (40 min)

Depart

Must see sights
**Miyama's thatched village
(Kayabuki no Sato)**

MAP
1

Gourmet
Ayu (Sweetfish) Cuisine

Stay
Miyama

Hands-on Experiences
Masahiro Tantojo Swordsmith

Facilities
Yunohana Onsen

MAP
2

Hands-on Experiences
**Hozugawa River
Boat Ride**

MAP
3

Kyoto Sta. →
JR Sonobe Sta.
(35 min via JR Rapid Service)

JR Sonobe Sta. → Kita
(1 hr by Nantan City Bus)

This village boasts 38 thatched roof houses with the scenic backdrop of the lush forests. Take in the scenery of the olden days in Japan and a lifestyle and culture that coexist with nature.

- Kita, Miyama-cho, Nantan City
- Free admission
- Take the Nantan City Bus from JR Sonobe Sta. or JR Hiyoshi Sta to Kita.

The meaty, fragrant *ayu* (sweetfish) grow naturally into their full size in the Yuragawa River. From June to September, you can enjoy grilled or broiled salted *ayu* from Miyama and other parts of the Kyoto in forests region.

- For more information about *ayu* cuisine, please contact the following restaurants in Miyama-cho, Nantan City.
- Miyama Tourism Association, Tel: 0771-75-1906

Learn about nihonto (Japanese swords) and observe the polished technique of Kyoto's only swordsmith. After the tour, you can make your own penknife at the forge.

- Kameoka City
- 2 times a day: 9:00 and 13:00
- Reservations required
- Tour: 2,500 JPY (Incl. souvenirs), Penknife-making Experience: 16,000 JPY and up (Visa, Mastercard and AMEX accepted)
- If you need an interpreter, you can reserve one in advance (Extra fee required)
- Take the Keihan Kyoto Kotsu Bus from JR Chiyokawa Sta.

A hot spring town where it is said that warlords in the Warring States Period (the end of the 15th century to the end of the 16th century) came to heal their sword wounds. Have a relaxing soak in the baths and enjoy a lunch overflowing with nature's riches.

- Hiedano-cho, Kameoka City
- Business hours, holidays, fees, etc. vary by facility
- Take the Keihan Kyoto Kotsu Bus from JR Kameoka Sta. to Yunohana-Onsen. Walk 1 min.
- <http://www.yunohana-onsen.com/english>

Take in the magnificent views of the Western Kyoto mountains on a 16-km ride down the Hozugawa River on a boat operated by a skilled captain.

- 2 Shimonakajima, Hozu-cho, Kameoka City
- 9:00-15:30 (Early Dec-early Mar: 10:00-14:30)
- Closed: New Year holidays (Service is canceled during bad weather)
- 4,100 JPY
- English OK for reservations/reception
- 10 min walk from JR Kameoka Sta.
- <https://www.hozugawakudari.jp/en/>

* Travel time is the shortest estimated time. All fares are adult rates.

1

2

3

4

5

Recommended Sightseeing Spots

Must-See Sights Amanoiwato-jinja Shrine ^{MAP} 4

This Shinto shrine built atop bedrock is one of the three historic original Ise shrines. Visitors have to use the chains fastened to the bedrock to reach the shrine.

- 206-1 Busshoji Aza Hiuragadake, Oe-cho, Fukuchiyama City
- Open every day
- Free admission
- 20 min walk from Tantsu Oeyamaguchi-naiku Sta.



Must-See Sights Himurogatake Place of Worship ^{MAP} 5

A place of worship at Mt. Himurogatake, said to have been touched by the gods. It is said that one wish will come true at this place of worship on the route from Motoise Kotai-jinja Shrine to Amanoiwato-jinja Shrine.

- 217 Naiku Aza Miyayama, Oe-cho, Fukuchiyama City
- Open every day
- Free admission
- 20 min walk from Tantsu Oeyamaguchi-naiku Sta.



Must-See Sights Ankoku-ji Temple ^{MAP} 6

Reported to be the birthplace of Ashikaga Takauji, the first shogun of the Muromachi shogunate (1338-1573). The grounds of this temple are full of colorful leaves in autumn.

- 1 Teranodan, Ankokuji-cho, Ayabe City
- 8:00-18:00 (Oct-Mar: 8:30-17:00)
- Open every day
- Free admission (Reservations and donations required to see the inside)
- Take the Aya Bus from JR Ayabe Sta. to Ankokuji-mae. Walk 1 min.



Facilities Wachi Ningyo Joruri (Puppet Theatre)

Nagomi Rest Area and Road Information Center ^{MAP} 7

A traditional performing art in which an actor operates a puppet to tell a story. The actor uses various voices to evoke a range of emotions, and the colorful tones of a *shamisen* (three-stringed Japanese lute) set the scene.

40 min by car from Miyama's thatched village (Kayabuki no Sato) (^{MAP} 1)

- 11 Sakabara Kamimijiri, Kyotamba Town
- Generally held every 4th Sat., 13:30-15:00
- Admission fee: 300 JPY
- 20 min walk from JR Wachi Sta.



Nature Nanatanigawa River Cherry Blossoms ^{MAP} 8

In spring, roughly 1,500 cherry trees bloom along this riverside street. It is one of the most famous local cherry blossom sites in "Kyoto in forests".

- Kokubu, Chitose-cho, Kameoka City
- Cherry blossoms are in full bloom around April 10
- Free admission
- The cherry blossoms are illuminated in the evenings
- Take the Furusato Bus from JR Kameoka Sta. to Nanatanigawa. Walk 1 min.

Nature Rurikei Prefectural Natural Park ^{MAP} 9

An attractive spot for viewing the beautiful scenery throughout the seasons. Enjoy a pleasant trek along the 4-km boardwalk through the gorge.

- Okawachi, Sonobe-cho, Nantan City
- Free admission
- Take the Nantan City Bus from JR Sonobe Sta. to Hata. Transfer to the bus bound for Rurikei. Walk 1 min.

Nature Kyoto Tamba / Kameoka Yume Cosmos Garden ^{MAP} 10

The largest cosmos garden in the Kansai region. From mid-September through October, more than 8 million cosmos of 20 different varieties are in bloom.

- East side of Kameoka Sports Park Gym, Anagawanomizu, Yoshikawa-cho, Kameoka City
- Mid-Sep-Oct: 9:00-16:00 (Sat., Sun., and public holidays: Closes at 16:30)
- Open every day during season
- Admission fee: 600 JPY (Weekdays: 500 JPY), special price during Sep
- Take the Keihan Kyoto Kotsu Bus from JR Kameoka Sta. to Undoko-en-Mae. Walk 1 min.
- <https://www.facebook.com/yumecosmosen/>

Nature Kiri-no-Tenbodai (Sea of Clouds Observation Platform) ^{MAP} 11

Fog forms in the valley of Kameoka from autumn to winter. From the observation platform atop Mt. Tatsugaoyama, you can look out over the mystical sea of clouds.

- On Mt. Tatsugaoyama, Iodani, Shimoyada-cho, Kameoka City
- Free admission
- 10 min drive from JR Kameoka Sta.



Recommended Hands-on Experience Spots

Hands-on Experiences **Paragliding** MAP 12 **Birds Paraglider School**

Enjoy the views of villages in the foothills of Kyoto from the sky—ride with a professional instructor or take a solo flight! All skill levels are welcome to the challenge.

- Chitose Ikehata, Chitose-cho, Kameoka City
- 9:00-17:00 (May change due to weather) ■ Irregular holidays
- Course fee starts from 4,500 JPY ■ Visa and Mastercard accepted
- Reservations required ■ Simple English OK
- Pickup from JR Chiyokawa Sta.
- <https://www.facebook.com/birdspara/>



Hands-on Experiences **Horse-Drawn Carriage Tour** MAP 13 **Kyobasha**

Feel the breeze as you tour the Kameoka area on a leisurely horse-drawn carriage ride that starts at Torokko Kameoka Station. If you also want to enjoy a boat ride down the Hozugawa River, the carriage can bring you to the boat boarding area.

- Yamamoto Jiguro, Shino-cho, Kameoka City
- 9:35-15:35
- Closed: Wed., Jan and Feb
- 15-min tour: 500 JPY, 25-min tour: 1,000 JPY
- English OK
- 1 min walk from Torokko Kameoka Sta.
- <http://www.kyobasha.jp/english/>



Hands-on Experiences **Zen Experience** MAP 14 **Kyoto International Zendo**

Experience the daily routine of a monk, such as their morning and midday chores and their vegetable-based meals. An orderly life and Zen meditation cultivate a spirit of gratitude and generosity toward others.

- Inukai, Sogabe-cho, Kameoka City
- 4:00-21:00 ■ Irregular holidays
- 1 night/meals included: 3,000 JPY (Cash only)
- Reservations required
- 15 min drive from JR Kameoka Sta.
- <http://www.tekishin.org/english/>



Hands-on Experiences **Soba Noodle Making Experience /** **Various Areas of the Kyoto in forests Region**

The Kyoto in forests region produces vast amounts of *soba* (buckwheat) thanks to its fertile soil and extreme differences between daytime and nighttime temperatures. You can experience making *soba* noodles at various facilities.

Gourmet & Souvenirs



Gourmet **Wild Boar Hot Pot (Botan-Nabe)**

Nothing says "winter" in this region like the local delicacy botan-nabe (wild boar hot pot). Low-calorie, high-protein boar meat is boiled together with vegetables to create a delicious hot-pot stew.



Gourmet **Kyoto Vegetables**

Throughout the Kyoto in forests region, you can taste fresh vegetables grown in the unique climate of the Tamba Highlands.

Gourmet **Miyama Milk and Miyama Pudding**

Enjoy the rich flavor and sweetness of Miyama milk, which is used to make the popular Miyama pudding and gelato.



Souvenirs **Kurotani Washi** **(Japanese Paper)** MAP 15

Handmade Japanese paper has a history of over 800 years, and is used to make a variety of folk crafts and handicrafts.

- 3 Higashidani, Kurotani-cho, Ayabe City
- 9:00-16:30
- Closed: Sat., Sun., and public holidays
- Free admission, Hands-on experience: 700 JPY and up (Cash only)
- Take the Aya Bus Kurotani Route from JR Ayabe Sta. to Kurotani-Washi-Kaikan-mae. Walk 2 min.
- <https://kurotaniwashi.kyoto>

Gourmet **Wild Game Cuisine**

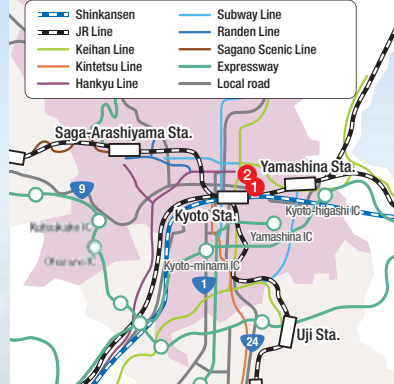
Wild deer live in the verdant mountain areas of the Kyoto in forests region. Various dishes using venison can be enjoyed from autumn to winter.



Souvenirs **Japanese Sake**

Each brewery produces unique Japanese sake using the purest water from the forests.

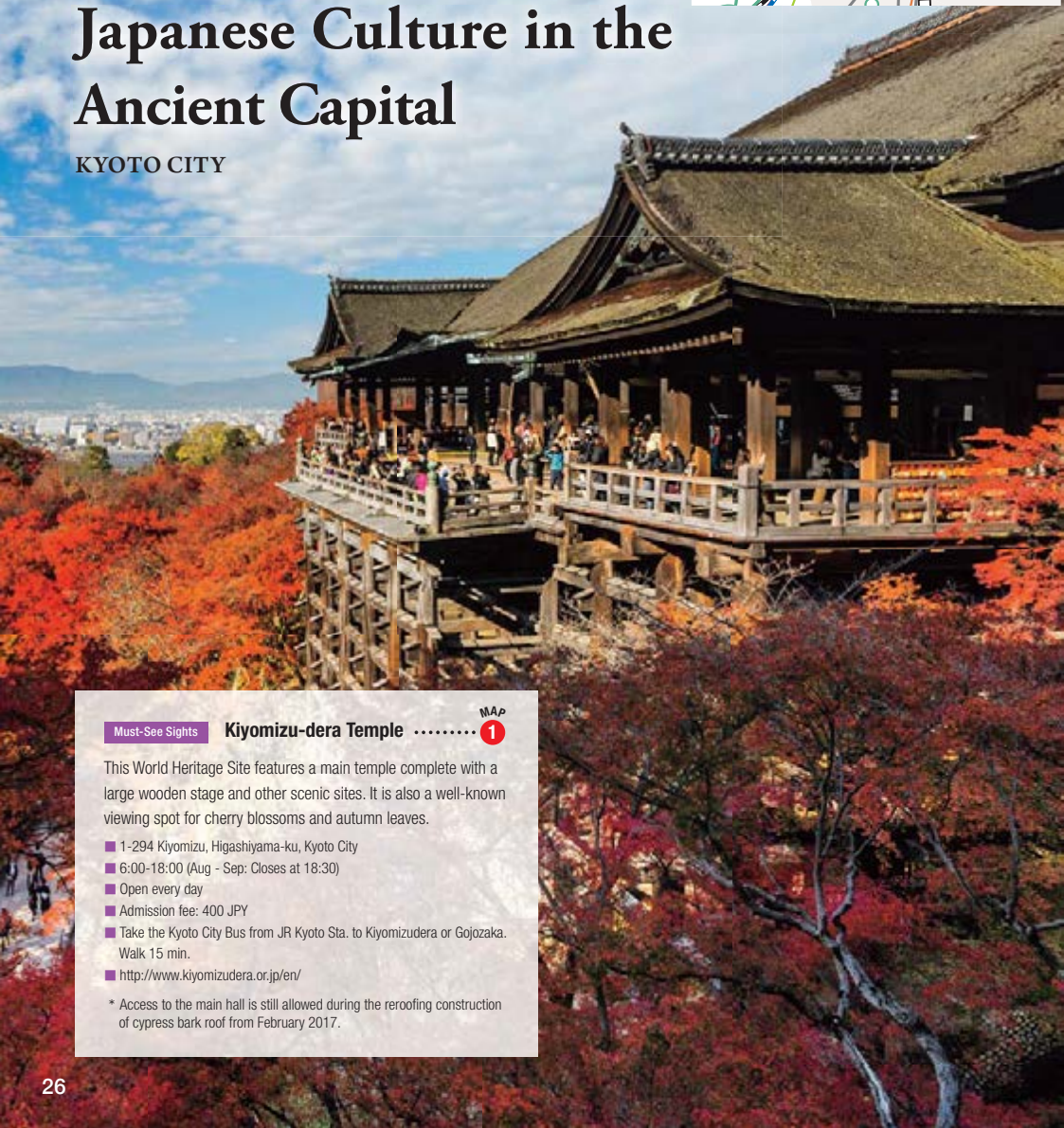




Kyoto City's history as a capital city dates back more than 1,000 years, and the traditions of the olden days are still alive today. Experience its history by walking through the shrines and temples, taste the cuisine that changes along with the seasons, touch fabrics used in kimono culture, and so much more! Kyoto is the place to experience the origin of fine Japanese culture.

Experience the Origin of Japanese Culture in the Ancient Capital

KYOTO CITY



Kyoto City Recommendations

Must-See Sights **Kodai-ji Temple** MAP 2

This temple was established by Lady Nene to commemorate the passing of her husband Toyotomi Hideyoshi, an influential feudal lord during the Warring States Period (the end of the 15th century to the end of the 16th century). Visitors can enjoy nighttime illuminations of cherry blossoms in the spring and colorful leaves in the autumn.

- 526 Shimokawara-cho, Higashiyama-ku, Kyoto City
- 9:00-17:00
- Open every day
- Admission fee: 600 JPY
- Take the Kyoto City Bus from JR Kyoto Sta. to Higashiyama-Yasui. Walk 5 min.
- http://www.kodaiji.com/e_index.html

Gourmet **Kyoto Cuisine**

Kyoto cuisine exhibits the simple tastes of ingredients such as seasonal Kyoto vegetables and tofu, and is built on the elegant taste of dashi stock. The beautiful presentation of Kyoto cuisine stimulates each of the five senses.

Gourmet **Japanese Confectionery Sweets**

Traditional Japanese confectionery sweets developed alongside imperial culture and sado (Japanese tea ceremony). The shapes and colors of these sweets highlight the characteristics of the four seasons.



Souvenirs **Nishijin-ori (Nishijin Weaving)**

Silk fabrics with a history of more than 1,000 years. An extensive range of products from kimono sashes to Japanese accessories, all woven with detailed patterns using beautifully dyed threads are available in the city.

Must-See Sights **Kiyomizu-dera Temple** MAP 1

This World Heritage Site features a main temple complete with a large wooden stage and other scenic sites. It is also a well-known viewing spot for cherry blossoms and autumn leaves.

- 1-294 Kiyomizu, Higashiyama-ku, Kyoto City
- 6:00-18:00 (Aug - Sep: Closes at 18:30)
- Open every day
- Admission fee: 400 JPY
- Take the Kyoto City Bus from JR Kyoto Sta. to Kiyomizudera or Gojozaka. Walk 15 min.
- <http://www.kiyomizudera.or.jp/en/>

* Access to the main hall is still allowed during the reroofing construction of cypress bark roof from February 2017.

Events/Festivals Calendar

Here is a calendar of places of interest in Kyoto for every season — including events and festivals that are traditional for locals — and when seasonal flowers are in bloom.

* Schedules of festivals and events, and peak flower viewing times may vary due to weather or other unforeseeable reasons.
* Please use public transportation to travel to event venues.

	Kyoto Infused with Tea	Kyoto by the Sea	Kyoto Otokuni Bamboo Grove	Kyoto in forests	Kyoto City
Spring <hr/> Mar Apr May	<p>Early to late Mar</p> <p>Camellias (Saguri-jinja Shrine and other locations in Kumiyama Town)</p>  <p>Mid-Apr</p> <p>Sakura Cherry Blossom Festival (Next to the Agriculture and Forestry Product Direct Sales Store in Minamiyamashiro Village)</p> <p>Sun. in Early to Mid-May</p> <p>First Tea of the Season Festival at the Birthplace of Nagatani Soen (Birthplace of Nagatani Soen/Ujitawara Town)</p>	<p>Mar 17</p> <p>Ennen Longevity Festival (Urashima-jinja Shrine/Ine Town)</p> <p>1st Sat./Sun. in Apr</p> <p>Fukuchiyama-jo Castle Festival (Goryo Park/Fukuchiyama City)</p>  <p>Mid-Apr</p> <p>Takinosenntsubaki Festival (Takinosenntsubaki Park/Yosano Town)</p>	<p>Mid-Mar</p> <p>Plum Blossom Festival (Nagaoka Tenman-gu Shrine/Nagaokakyo City)</p> <p>Apr 18</p> <p>Oni-kusube (Smoking Out Demons) (Hoshaku-ji Temple/Oyamazaki Town)</p> 	<p>Last Sun. in March</p> <p>Ikimi Tenman-gu Shrine Plum Blossom Festival (Ikimi Tenman-gu Shrine/Nantan City)</p> <p>Apr 18</p> <p>Flower Festival/Izumo Furyu Flower Dancing (Izumo Dai-jingu Shrine/Kameoka City)</p> 	<p>Mid-Mar</p> <p>Kyoto/Higashiyama Hanatouro (Light and Blossoms Pathway) (Higashiyama area)</p> <p>Late Apr to early May</p> <p>Wisteria (Jonan-gu Shrine)</p>  <p>May 15</p> <p>Aoi Matsuri Festival (Shimogamo-jinja Shrine, Kamigamo-jinja Shrine)</p>
Summer <hr/> Jun Jul Aug	<p>Early to late Jun</p> <p>Hydrangeas (Gansen-ji Temple and other locations in Kizugawa City)</p> <p>Aug 16</p> <p>Kasagi Floating Lanterns (Upstream of Kasagi Bridge/Kasagi Town)</p>  <p>Jul to Sep</p> <p>Ukai Cormorant Fishing (Uji River/Uji City)</p> 	<p>Late Jul</p> <p>Minato Maizuru Chatta Festival (Maizuru East District/Maizuru City)</p>  <p>Late Jul</p> <p>Ine Festival (Ine Bay area/Ine Town)</p> <p>Aug 16</p> <p>Miyazu Floating Lanterns and Fireworks Festival (Shimasaki Park and Miyazu Bay Area /Miyazu City)</p>	<p>Late Jun</p> <p>Hydrangeas Festival (Yanagidani Kannon Yokoku-ji Temple/Nagaokakyo City)</p>  <p>Aug 25</p> <p>Summer Festival (Nagaoka Tenman-gu Shrine/Nagaokakyo City)</p>	<p>Jul 14</p> <p>Touta-no-kagura (Field Songs and Dancing) (Yasaka-jinja Shrine/Nantan City)</p> <p>Late Jul</p> <p>Ayabe Minazuki Festival (Yuragawa River area/Ayabe City)</p> <p>Mid- to late Aug</p> <p>Fukuchiyama Dokkoise Festival (Hirokoji Street/Fukuchiyama City)</p> 	<p>Jul 1-31</p> <p>Gion Matsuri Festival (Yasaka-jinja Shrine and other locations)</p>  <p>Early Aug</p> <p>Kyo-no-Tanabata (Various venues in Kyoto City)</p>
Autumn <hr/> Sep Oct Nov	<p>Sep 15</p> <p>Chokusai Iwashimizu Festival (Iwashimizu-Hachimangu Shrine/Yawata City)</p>  <p>Early Nov</p> <p>Chagenkyo Local Tea Festival (Wazuka Sports Park/Wazuka Town)</p>	<p>Mid-Oct</p> <p>Roses (Ayabe Rose Garden and other locations in Ayabe City)</p>  <p>Late Oct</p> <p>Amanohashidate Winter Fireworks (Fuchu side of Asokai Sea/Miyazu City)</p>	<p>Mid-Oct</p> <p>Take-no-Michi (Bamboo Path)/Bamboo Illumination (Take-no-Michi (Bamboo Path)/Muko City)</p>  <p>2nd Sun. in Nov</p> <p>Nagaokakyo Garasha Festival (Throughout Nagaokakyo City)</p>	<p>Oct 23-25</p> <p>Yamahoko Events at the Kameoka Festival (Castle town area/Kameoka City)</p> <p>Late Oct</p> <p>Kyotamba Food Festival (Kyo Tamba Park area/Kyotamba Town)</p> <p>Mid-Nov</p> <p>Ono Dam Momiji Autumn Leaves Festival (Ono Dam Park/Nantan City)</p> 	<p>Oct 22</p> <p>Jidai Matsuri Festival (Heian-jingu Shrine and other locations)</p>  <p>2nd Sun. in Nov</p> <p>Arashiyama Momiji Festival (Arashiyama)</p>
Winter <hr/> Dec Jan Feb	<p>Late Feb</p> <p>Plum Blossom Festival (Aodani-bairin Plum Grove/ Joyo City)</p> 	<p>Early Dec</p> <p>Kumihama Oyster and Fish Festival (In front of Marine Plaza/Kyotango City)</p> 	<p>Late Nov to early Dec</p> <p>Nagaokakyo Momiji Autumn Leaves Season (Nagaoka Tenman-gu Shrine, Komyo-ji Temple, Yanagidani Kannon Yokoku-ji Temple and other locations in Nagaokakyo City)</p> 	<p>Late Jan</p> <p>Snow Lantern Festival (Miyama's thatched village (Kayabuki no Sato) / Nantan City)</p> 	<p>Mid Dec</p> <p>Kyoto/Arashiyama Hanatouro (Light and Blossoms Pathway) (Saga/Arashiyama area)</p> <p>Feb 2-4</p> <p>Setsubun Ceremony (Yoshida-jinja Shrine and other locations)</p> 

Full Kyoto Area Map

To Amanohashidate
Miyazu-Amanohashidate IC
 About 1 hr 10 min from Kyoto City (Kutsukake IC)
Tantetsu Amanohashidate Sta.
 About 2 hr by limited express from JR Kyoto Sta.



To Fukuchiyama
Fukuchiyama IC
 About 1 hr 5 min from Kyoto City (Kutsukake IC)
 About 1 hr 20 min from Osaka Prefecture (Higashiosaka-Kita IC)
JR/Tantetsu Fukuchiyama Sta.
 About 1 hr 15 min by limited express from JR Kyoto Sta.
 About 1 hr 30 min by limited express from JR Osaka Sta.



To Miyama
Miyama's thatched village (Kayabuki no Sato)
Miyama's thatched village (Kayabuki no Sato)
 From Kyoto City (Kutsukake IC)
 About 1 hr 5 min via Nantan City (Sonobe IC)
Miyama's thatched village (Kayabuki no Sato)
 From JR Kyoto Sta. via Hiyoshi Sta.
 About 1 hr 50 min with transfer to Nantan City Bus



To Kameoka
Kameoka IC
 About 12 min from Kyoto City (Kutsukake IC)
JR Kameoka Sta.
 About 20 min by rapid service from JR Kyoto Sta.




To Nagaokakyo
Nagaokakyo IC
 About 12 min from Kyoto City (Kyoto-minami IC)
JR Nagaokakyo Sta.
 About 10 min by local train from JR Kyoto Sta.



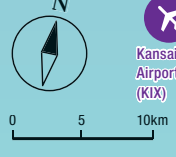
To Uji
Uji-nishi IC
 About 15 min from Kyoto City (Kamitoba IC)
JR Uji Sta.
 About 17 min by rapid service from JR Kyoto Sta.



To Kizu
Kizu IC
 About 1 hr from Kyoto City (Kamitoba IC) via Juyo City (Joyo JCT/IC)
JR Kizu Sta.
 About 35 min by rapid service from JR Kyoto Sta.
 About 1 hr by Yamatoji rapid service from JR Osaka Sta.



- [Lines eligible for Japan Rail Pass use]
- Shinkansen
 - JR Line
 - Tantetsu Line (Kyoto Tango Railway) (Japan Rail Pass accepted in some parts)
 - Private railway line
 - Expressway
 - Local road
- IC cards accepted from Kamo Sta. to Sonobe Sta.



* Some roads, stations, interchanges and other features have been omitted to make the map easier to read.